

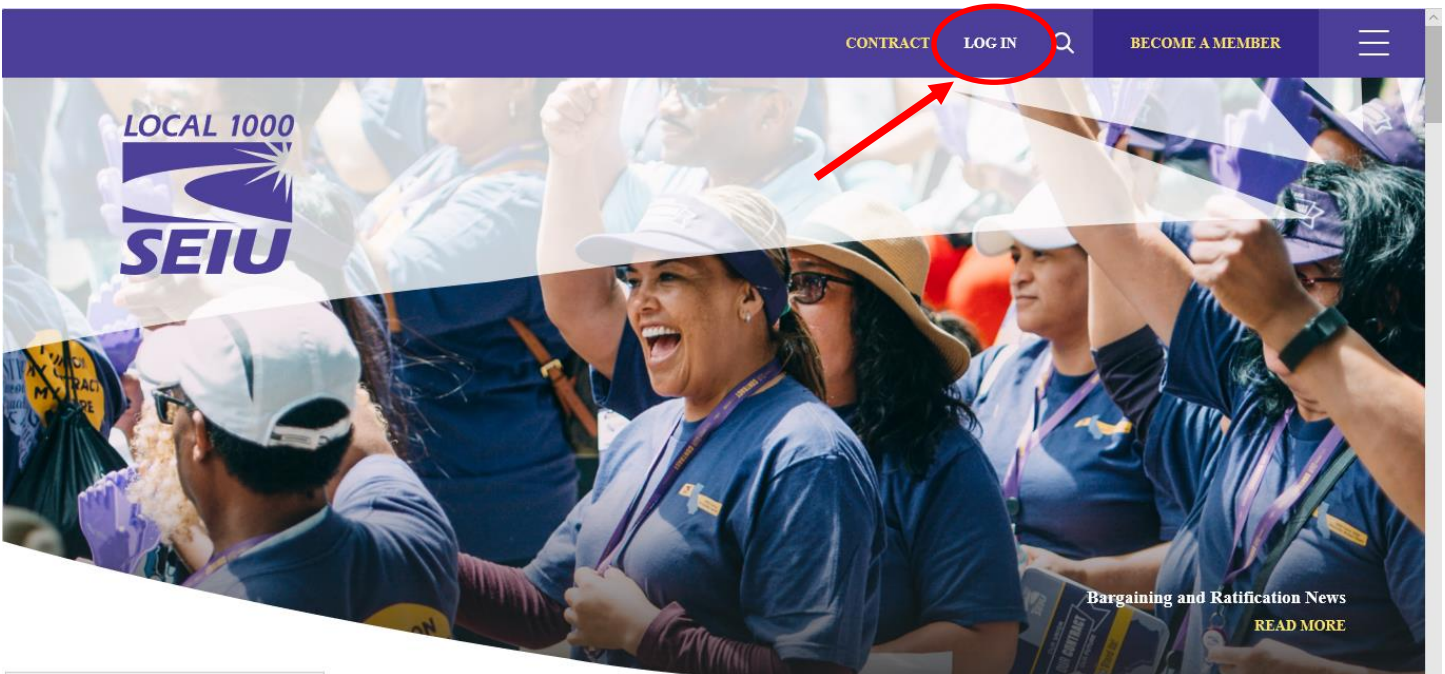
SEIU Local 1000

Website Login Instructions

Below is an overview of how to activate your Member Access to our SEIU1000.org website. Please review and complete each step. If you are a non-member you will have access to information, including the most recent contract, and other features of the site. If you would like full access, please click 'Become a Member' to sign-up. Once you are a member, you can follow the process outlined below to login.

If you are a member, have completed each step of this guide, and are still experiencing access issues please contact our Member Resource Center at 866.471.7348 (SEIU).

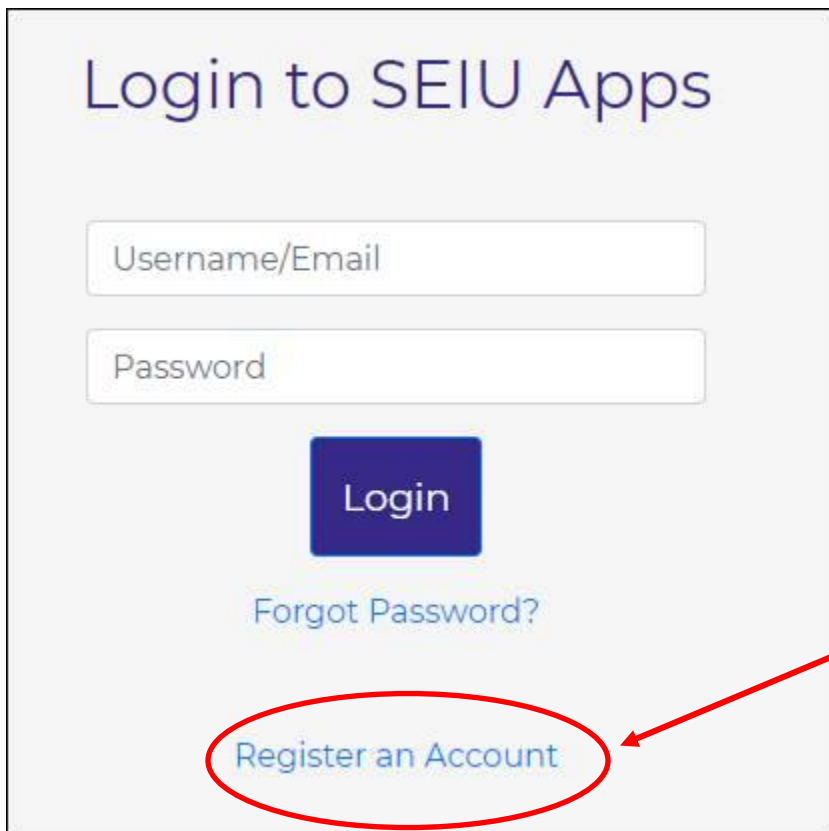
STEP ONE: Click the "Login" link at the top of the home page



SEIU Local 1000 Website Login Instructions

STEP TWO: Once you click the login page, you will be brought to a login screen here. If you have never logged in to our website before, please click the link that says 'Register an Account.'

Once you complete the authentication process outlined below this will be the only step to login to the webpage in the future.



Login to SEIU Apps

Username/Email

Password

Login

[Forgot Password?](#)

[Register an Account](#)

SEIU Local 1000
Website Login Instructions

STEP THREE: To register your account for the first time, please enter your information as outlined below.

Website Access Registration

Let's get started by validating who you are.

First Name (as listed with the State of California)

Last Name (as listed with the State of California)

Last 4 of SSN

* First and Last name (can include hyphens)

Continue ▶

SEIU Local 1000
Website Login Instructions

STEP FOUR: Complete an authentication process where you will be prompted with two questions as outlined below.

Authentication Question #1:

Please select which department you have worked for from the list below:

- Department of State Hospitals (DSH)
- California Correctional Health Care Services (CDCR CCHCS)
- Franchise Tax Board (FTB)
- Office of Statewide Health Planning and Development (SHPD)

Please select the most accurate department.

[Continue ▶](#)

Authentication Question #2:

Please select which classification you have held from the list below:

- Registered Nurse, Correctional Facility
- Information Technology Specialist I
- Associate Governmental Program Analyst
- Registered Nurse (Safety)

Please select the most accurate classification.

[Continue ▶](#)

SEIU Local 1000 Website Login Instructions

STEP FIVE: The personal email that SEIU Local 1000 has on file for you will appear. You can change this email if you prefer to use a different email to login. Please create a password (see parameters for passwords written below) and click 'Complete Process.'

Please create your Password below:

Password must contain at least 1 lower case letter, 1 UPPER CASE LETTER, 1 digit and 1 special character. It must also be between 8 - 40 characters long.

[Complete Process ▶](#)

Once you have successfully created your email and password, you will receive a Congratulations page. It will direct you to verify the email address you provided.

Congratulations!

You should be receiving an email shortly asking you to verify your email address. Once you have verified your email, you will have access to the SEIU Local 1000 Website Member Section.


SEIU Local 1000 Website Login Instructions

STEP SIX: You will receive an email from 'Compass-Notify' asking you to verify the email you are using to login.

You will receive an email from 'Compass-Notify' with subject line: SEIU Local 1000 – Verify Your Email.

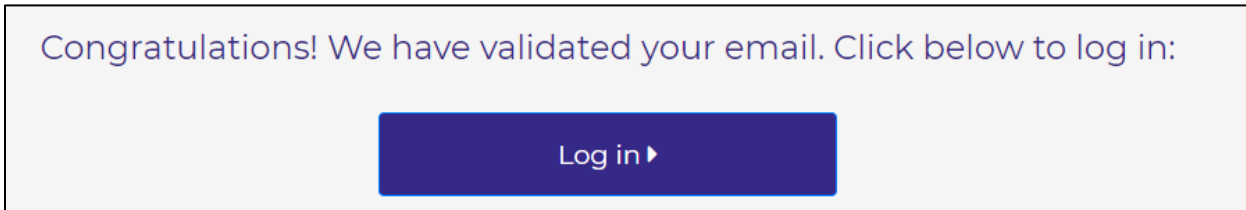


The email from SEIU Local 1000 will look like the below and will include a link for you to click and verify your email.

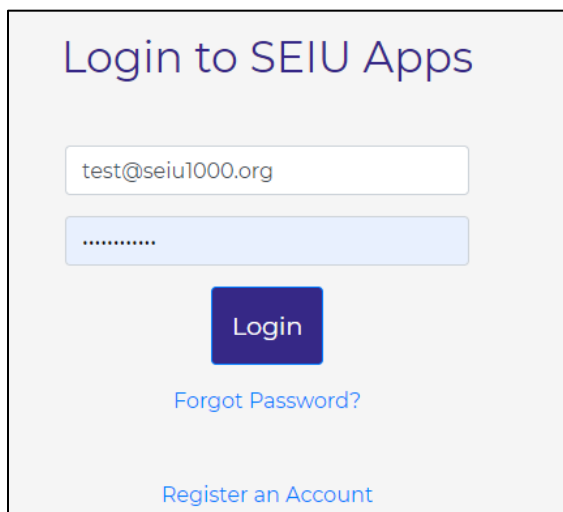


SEIU Local 1000 Website Login Instructions

STEP SEVEN: Once you click the link to verify your email, you will be brought to a congratulations screen letting you know that your email has been validated and inviting you to login.



Click the login button and use the email you just verified and the password you created to login to the website.



SEIU Local 1000

Website Login Instructions

COMPLETE: Once you have successfully logged in you will be brought to the home page with a green message letting you know that your login was successful. From here, you will have full access to the SEIU Local 1000 website.

